

Lollar[®]

TACOMA, WA PICKUPS


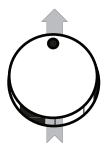
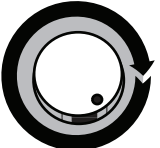
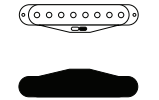
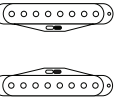
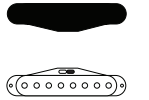
Stringmaster 8 Wiring Diagram

Pots: 250k Audio Taper for Mixer and Volume

1 Meg Linear for Tone

Recommended Capacitor for Tone Pot: .05 mfd

Pickup Selection Mixer Pot Position

Position			
	Left	Center	Right
Pickup			

Caution:

When soldering connections, remember to only use a small amount of solder to allow for a quality connection. It's more about the quality of the joint, than the amount of solder. Too much solder may flow into the switch, and ground out the connection, which can cause the switch to become faulty. When heated properly, your solder should flow into the connection like water, and have a slight shine after it hardens.

Test your connection with a multi meter to ensure the connection is solid.

